

628H

Heated (100°C) Absolute Baratron® Capacitance Manometer



The 628H Baratron® capacitance manometer is the industry standard for stability and accuracy. It is heated to 100°C, accurate to 0.25% of Reading and includes updated temperature control electronics to provide superior long-term stability and repeatability. Optional heater and temperature status LED/switches indicate that the heater (which maintains the sensor temperature to 100°C) is in control. This capacitance manometer is available in Full Scale ranges down to 50 mTorr (0.07 mbar) to accommodate today's lower process pressures.

Based on established Baratron capacitance manometer technology, the sensor's wetted surfaces are Inconel® for excellent resistance to corrosive gases. The contemporary stainless steel package provides a cleanroom-compatible product. The product is interchangeable with earlier 128 and 628 Baratron capacitance manometers and can be used with MKS power supplies, display units and pressure controllers, or the user's compatible power supply/readout devices.

Product Features

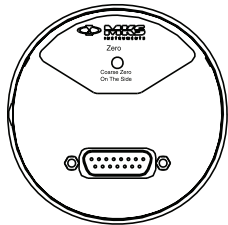
- Excellent long-term stability
- Percent of Reading accuracy for more precise output signal in lower pressure ranges
- Full Scale ranges low as 50 mTorr (0.07 mbar) for precise measurement of low pressure processes
- All-Inconel corrosion-resistant wetted surfaces
- Integrated sump (US patent #5,822,685) provides particle protection
- Faster warm-up time
- Visual and electrical status of temperature and heater control circuit
- Compatible with earlier Baratron capacitance manometers, MKS power supply/readout modules, and pressure controllers



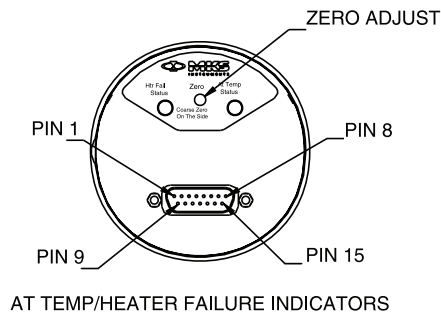
Key Benefits

- Measures total pressure directly, independent of gas composition
- High overpressure rating for improved reliability
- Cleanroom-compatible stainless steel package

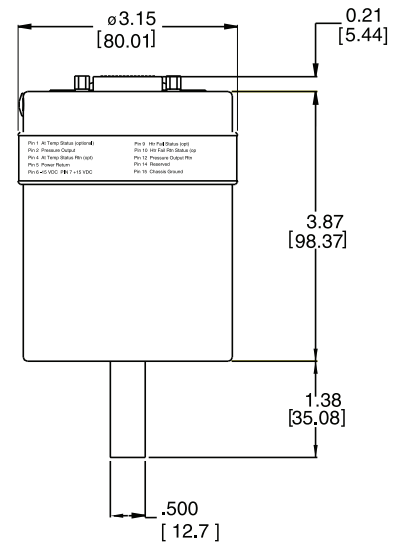
Specifications		
Full Scale Ranges		0.05, 0.1, 0.25, 1, 2, 10, 20, 100, 1000, 2000, 5000, 10000, 15000, 20000, 25000 Torr
Resolution		0.001% of Full Scale (0.002% of Full Scale for 0.05 Torr)
Accuracy		0.25% of Reading (including non-linearity, hysteresis, and non-repeatability) for 1 - 25,000 Torr; 0.50% of Reading for 0.25, 0.1, and 0.05 Torr
Temperature Coefficients	Zero	0.002% of Full Scale/°C for 1 - 25,000 Torr; 0.01% of Full Scale/°C for 0.25 and 0.1 Torr; and 0.02% of Full Scale/°C for 0.05 Torr
	Span	0.02% of Reading/°C
Ambient Operating Temperature		15°C to 50°C
Volume		6.3 cc
Warm-Up Time		2 hours for 1 - 25,000 Torr ranges, 4 hours for ranges < 1 Torr
Overpressure Limit		45 psia (310 kPa) or 120% Full Scale, whichever is greater
Materials Exposed to Gases		Inconel
Input Power Required		±15 VDC ±5% @ 0.6 Amps (max.)
Output Signal		Pressure: 0 to +10 VDC into >10K Ω load
Optional Features LEDs and Switches		<ul style="list-style-type: none"> • Temperature status: one semiconductor switch will turn “ON” and corresponding green LED will be “ON” when the instrument is at temperature. • Heater status: second semiconductor switch will turn “OFF” when heater failure occurs and corresponding bi-color LED will be blinking red, otherwise light will remain green.
Fittings	Standard	1/2" (12.7 mm) OD tube
	Optional	8 VCR® and 8 VCO® female, NW16 KF and NW25 KF, 1.33" OD CF and 2.75" OD CF
Compliance		CE
Specifications for Semiconductor Switch		
Current Charge Capacity		120mA max.
Switch on Resistance		20 Ω max. @ 120mA, 50°C
Open Circuit Voltage		28V max.



STANDARD CONFIGURATION



AT TEMP/HEATER FAILURE INDICATORS



Dimensional Drawing -

Note: Unless otherwise specified, dimensions are nominal values in inches (mm referenced).

Ordering Code Example: 628H01TBE1B	Code	Configuration
Model		
628H	628H	628H
Ranges		
0.05	U5T	01T
0.1	.1T	
0.25	RET	
1	01T	
2	02T	
10	11T	
20	21T	
100	12T	
1000	13T	
2000	23T	
5000	53T	
10000	14T	
15000	RBT	
20000	24T	
25000	RCT	
Fittings		
1/2" (12.7 mm) OD tube	A	B
8 VCR female	B	
1.33" OD CF	C	
NW16 KF (range < 5000 Torr)	D	
8 VCO female	E	
2.75" OD CF	L	
NW25 KF (range < 5000 Torr)	Q	
Accuracy (see specifications for applicability)		
0.25% of Reading (ranges ≥ 1 Torr)	E	E
0.5% of Reading (ranges < 1 Torr)	F	
Options		
Standard Configuration, vertical calibration	1	1
Optional Temperature/Heater Status, vertical calibration	2	
Standard Configuration, horizontal calibration (ranges < 1 Torr only)	5	
Optional Temperature/Heater Status, horizontal calibration (ranges < 1 Torr only)	6	
Connector		
15 pin Type "D" with Thread Lock	B	B
15 pin Type "D" with Slide Lock	P	