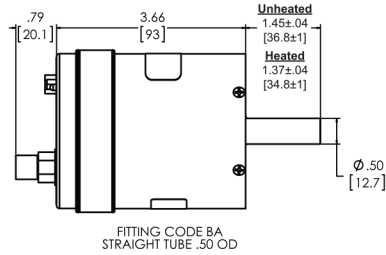
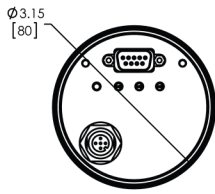
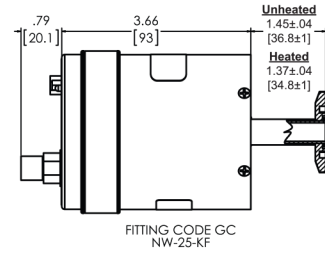


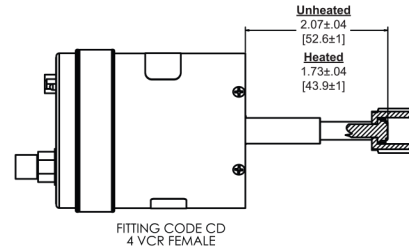
# Dimensional Drawing



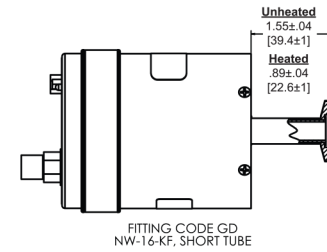
FITTING CODE BA  
STRAIGHT TUBE .50 OD



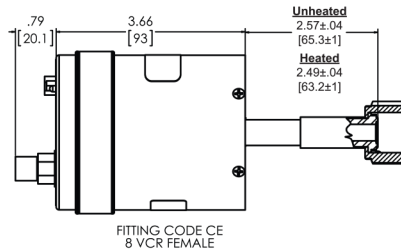
FITTING CODE GC  
NW-25-KF



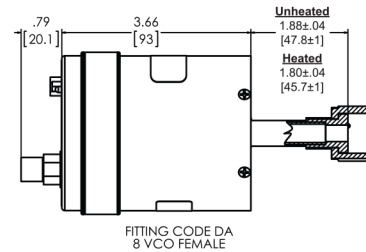
FITTING CODE CD  
4 VCR FEMALE



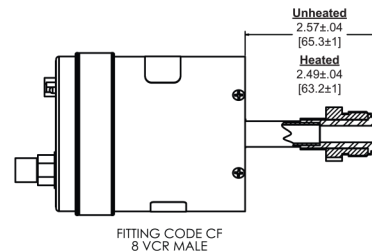
FITTING CODE GD  
NW-16-KF, SHORT TUBE



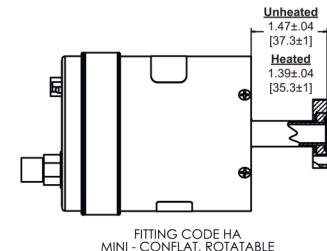
FITTING CODE CE  
8 VCR FEMALE



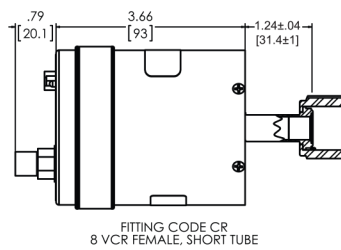
FITTING CODE DA  
8 VCO FEMALE



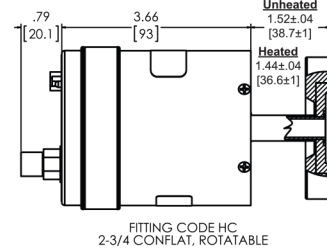
FITTING CODE CF  
8 VCR MALE



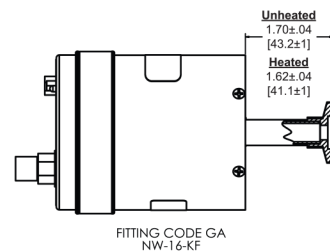
FITTING CODE HA  
MINI - CONFLAT, ROTATABLE



FITTING CODE CR  
8 VCR FEMALE, SHORT TUBE



FITTING CODE HC  
2-3/4 CONFLAT, ROTATABLE



FITTING CODE GA  
NW-16-KF